

Barton Gold

ASX:BGD FRA:BGD3 OTCQB:BGDFF

South Australia's
1.6 Moz Au Growth Platform

16 May 2024 | London 121 Mining Conference

Perseverance Mine, Tarcoola Project



Important Notices

Disclaimer

This document has been approved by the Board of Barton Gold Holdings Limited (ACN 633 442 618) (together with its affiliates, "Barton" or the "Company") and has been prepared for the exclusive use of the party to whom Barton delivers this document (the "Recipient"). The information contained in this document has been prepared in good faith by Barton. However, no representation or warranty, either express or implied, is made as to the accuracy, completeness, adequacy or reliability of the information contained in this document. This document contains only a synopsis of more detailed information in relation to the matters described herein and accordingly no reliance may be placed for any purpose whatsoever on the sufficiency or completeness of such information as presented herein. This document should not be regarded by the Recipient as a substitute for the exercise of its own judgment and the Recipient should conduct its own due diligence in respect of the contents of this document. To the maximum extent permitted by law Barton, its directors, officers, employees, advisers, agents and related bodies corporate ("Barton Gold Group") disclaim any or all liability for any loss or damage which may be suffered by any person as a result of the use of, or reliance upon, anything contained within or omitted from this document (regardless of whether the loss or damage arises in connection with any negligence, default, lack of care or misrepresentation by the Barton Gold Group or any other cause in connection with the provision of this document or the purported reliance on this document or the information contained in it). To the extent that any provisions in this Important Notices section may be construed as being a contravention of any law of the State or the Commonwealth, such provisions should be read down, severed or both as the case may require and the remaining provisions shall continue to have full force and effect.

This document has been prepared solely for informational purposes. This document does not constitute a prospectus and is not to be construed as a solicitation or an offer to buy or sell any securities, or related financial instruments, in any jurisdiction. The Recipient should not construe the contents of this document as legal, tax, accounting or investment advice or a recommendation. This document does not purport to contain all of the information a Recipient would require to make an informed decision whether to invest in the Company. Specifically, this document does not purport to contain all the information that investors and their professional advisers would reasonably require to make an informed assessment of the Company's assets and liabilities, financial position and performance, profits, losses and prospects. The Recipient must not rely on the information set out in this document and must make its own independent assessment and consult its own legal counsel, tax and financial advisors concerning any matter described herein. This document does not purport to be all-inclusive or to contain all of the information that the Recipient may require. No investment, divestment or other financial decisions or actions should be based solely on the information in this document. The distribution of this document may be restricted by law in certain jurisdictions.

This document must be treated as strictly confidential and must not be copied, reproduced, distributed, quoted, referred to or distributed to others at any time, in whole or in part, without the prior written consent of Barton.

Cautionary Statement Regarding Forward-Looking Information

The figures, valuations, forecasts, estimates, opinions and projections contained herein involve elements of subjective judgment and analysis and assumption. Barton does not accept any liability in relation to any such matters, or to inform the Recipient of any matter arising or coming to the company's notice after the date of this document which may affect any matter referred to herein. Any opinions expressed in this material are subject to change without notice, including as a result of using different assumptions and criteria. This document may contain forward-looking statements. Forward-looking statements are often, but not always, identified by the use of words such as "seek", "anticipate", "believe", "plan", "expect", "target" and "intend" and statements that an event or result "may", "will", "should", "would", "could", or "might" occur or be achieved and other similar expressions. Forward-looking information is subject to business, legal and economic risks and uncertainties and other factors that could cause actual results to differ materially from those contained in forward-looking statements. Such factors include, among other things, risks relating to property interests, the global economic climate, commodity prices, sovereign and legal risks, and environmental risks. Forward-looking statements are based upon estimates and opinions at the date the statements are made. Barton undertakes no obligation to update these forward-looking statements for events or circumstances that occur subsequent to such dates or to update or keep current any of the information contained herein. Any estimates or projections as to events that may occur in the future (including projections of revenue, expense, net income and performance) are based upon the best judgment of Barton from information available as of the date of this document. There is no guarantee that any of these estimates or projections will be achieved. Actual results will vary from the projections and such variations may be material. Nothing contained herein is, or shall be relied upon as, a promise or representation as to the past or future. Any reliance placed by the Recipient on this document, or on any forward-looking statement contained in or referred to in this document will be solely at the Recipient's own risk. The Barton Gold Group expressly disclaims any and all liability relating or resulting from the use of all or any part of this document or any of the information contained herein.

Date and Currency

This document is dated 16 May 2024 ("Preparation Date") and is based on the Company's prospectus dated 14 May 2021 ("Prospectus") for an offer to acquire fully paid ordinary shares ("Shares") in the capital of the Company ("Offer"), updated for the results of the Offer, and Barton ASX announcements as from the date of the Prospectus. A copy of the Prospectus is available for download at www.bartongold.com.au or www.asx.com.au. The delivery of this document at any time after the Preparation Date does not imply the information contained in it is correct at any time after the Preparation Date. Delivery of this document does not imply, and is not to be relied upon as a representation or warranty that: (i) there has been no change since the Preparation Date in the business, operations, financial condition, prospects, creditworthiness, status or affairs of the Company or any of the Company's related bodies corporate or affiliates; or (ii) the information contained in this document remains correct and not misleading at any time after the Preparation Date. The information in this document should be considered dynamic and may change over time. Subject to its obligations at law, Barton has no responsibility or obligation to update this document or inform the recipient of any matter arising or coming to their notice after the Preparation Date which may affect any matter referred to in the document. All dollar values expressed in this document are Australian dollars (\$, A\$, or AUD).

1.6 Moz SA Developer

Strategic 'first mover' with existing infrastructure in a proven gold district

Leading the re-emergence of South Australian gold

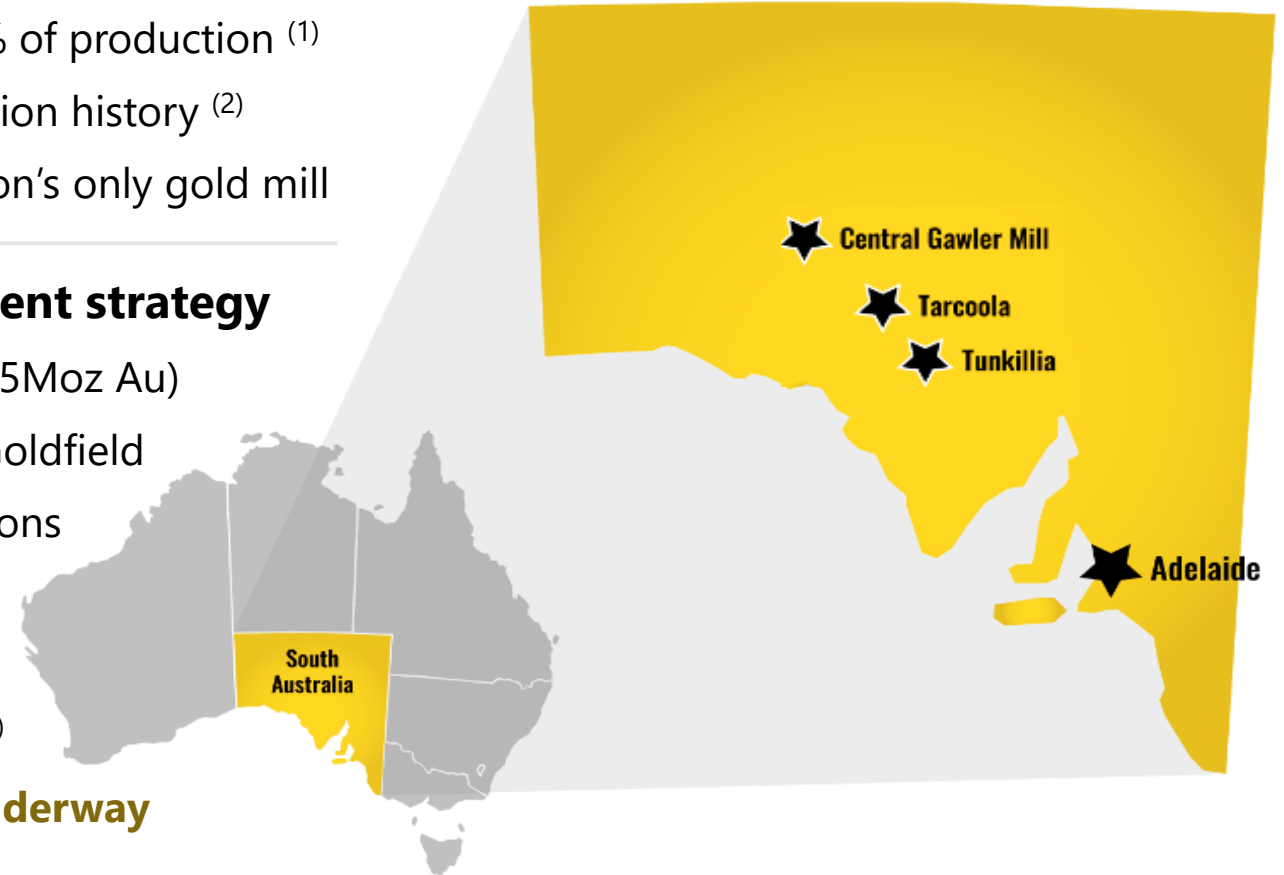
- South Australia: 25% of Australian gold / 2.5% of production ⁽¹⁾
- Central SA: 130 year high-grade gold production history ⁽²⁾
- ~5,000km² tenements (1.25m acres) and region's only gold mill

Staged, lower-cost, lower-risk development strategy

- ✓ 1) Establish bulk open pit baseload: Tunkillia (1.5Moz Au)
- ⚙️ 2) Add higher-grade enhancements: Tarcoola Goldfield
- 3) Leverage existing mill: early 'Stage 1' operations

Building momentum and awareness

- **3 Resource upgrades in past ~12 months** ⁽³⁾
- **Scoping Studies and high-grade drilling underway**
- **A\$13m cash and gold in concentrates** ⁽⁴⁾

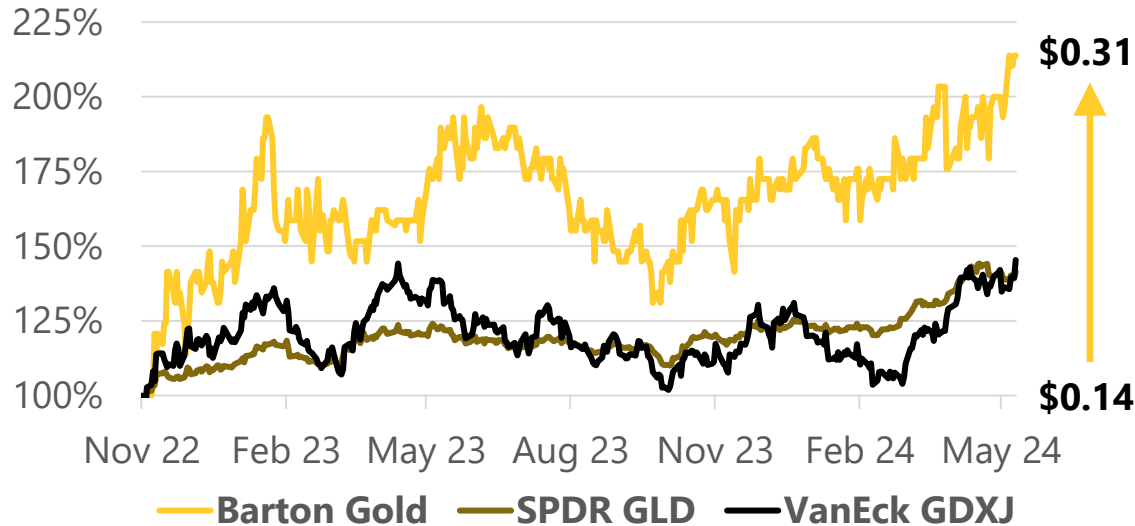




Capital Structure

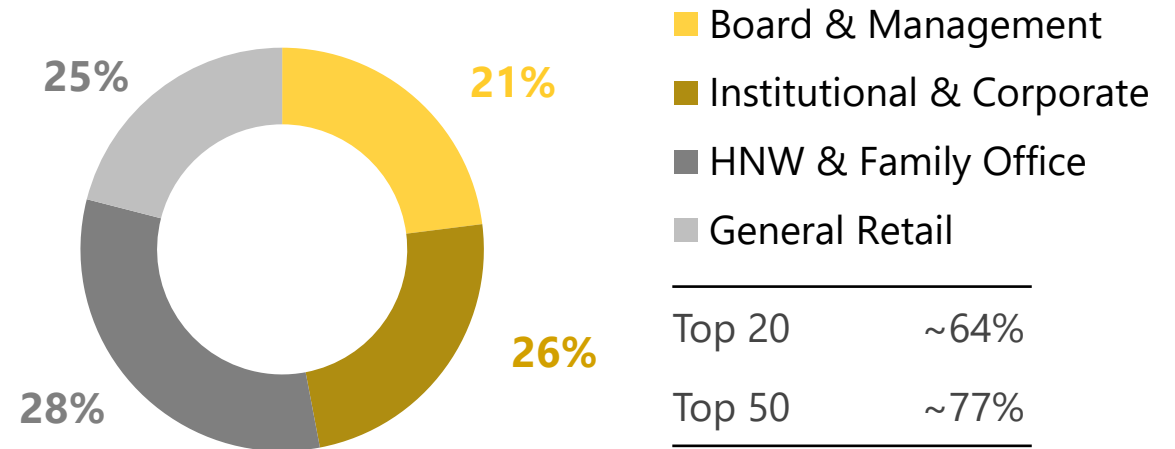
(\$AUD)

Shares on issue ⁽¹⁾	218.5 million
Market Cap (\$0.31 / share) ⁽²⁾	\$67.7 million
Cash ⁽³⁾	\$8.2 million
Enterprise Value ⁽⁴⁾	\$59.5 million
Options on issue ⁽¹⁾	21.8 million
Gold in concentrates ⁽⁵⁾	\$4.9 million



Shareholder register consolidating around strong management alignment and institutional support

Share Distribution ⁶



1 Refer to ASX announcements dated 23 April 2024

2 As at market close on Friday, 10 May 2024

3 As at 29 April 2024; Barton also has another \$4.5m restricted cash posted as security for rehabilitation bank guarantees

4 Market cap less cash and nil debt. Subject to rounding

5 Based on current concentrate stocks on hand and AUD gold price \$3,500; refer to ASX announcement dated 27 March 2024

6 Estimate based upon Company analysis as at 2 May 2024



Experienced Leadership

Strong SA and gold pedigree

Board of Directors



Ken Williams

Non-Executive Chair

- ~30 years in mining, aviation & financial services
- Former CFO Normandy Mining (Newmont Australia)



Christian Paech

Non-Executive Director

- ~30 years in private and public legal practice
- Former Santos Ltd General Counsel and CoSec



Graham Arvidson

Non-Executive Director

- Mechanical engineer & CPMet, ~20 years' experience including study, design & operation of gold assets



Shannon Coates

Company Secretary

- ~25 years in legal and Company Secretarial roles
- Qualified lawyer and Chartered Secretary

Senior Management



Alexander Scanlon

Managing Director & CEO

- ~20 years in principal investments and resources
- Founder of Barton Gold, former MD PARQ Capital



David Wilson

General Manager, Projects

- ~40 years in mining and project management
- Former Normandy Chief Surveyor & Technical Super



Marc Twining

General Manager, Exploration

- ~25 years in resources exploration and development
- Former Normandy / Newmont exploration geologist



Ian Garsed

Principal Geologist

- ~30 years in resources discovery and definition
- Extensive Australian gold and IOCG experience



The Big Picture



Large-scale, long-term strategy

→ Open pit focus: lower cost and risk

- 1) Establish bulk open pit baseload ✓
- 2) Add higher-grade enhancements ⚙️
- 3) Leverage existing mill infrastructure



Tunkillia: large-scale baseload

- Bulk open pit + new mill → anchor for long-term regional operations
- Scoping Studies underway

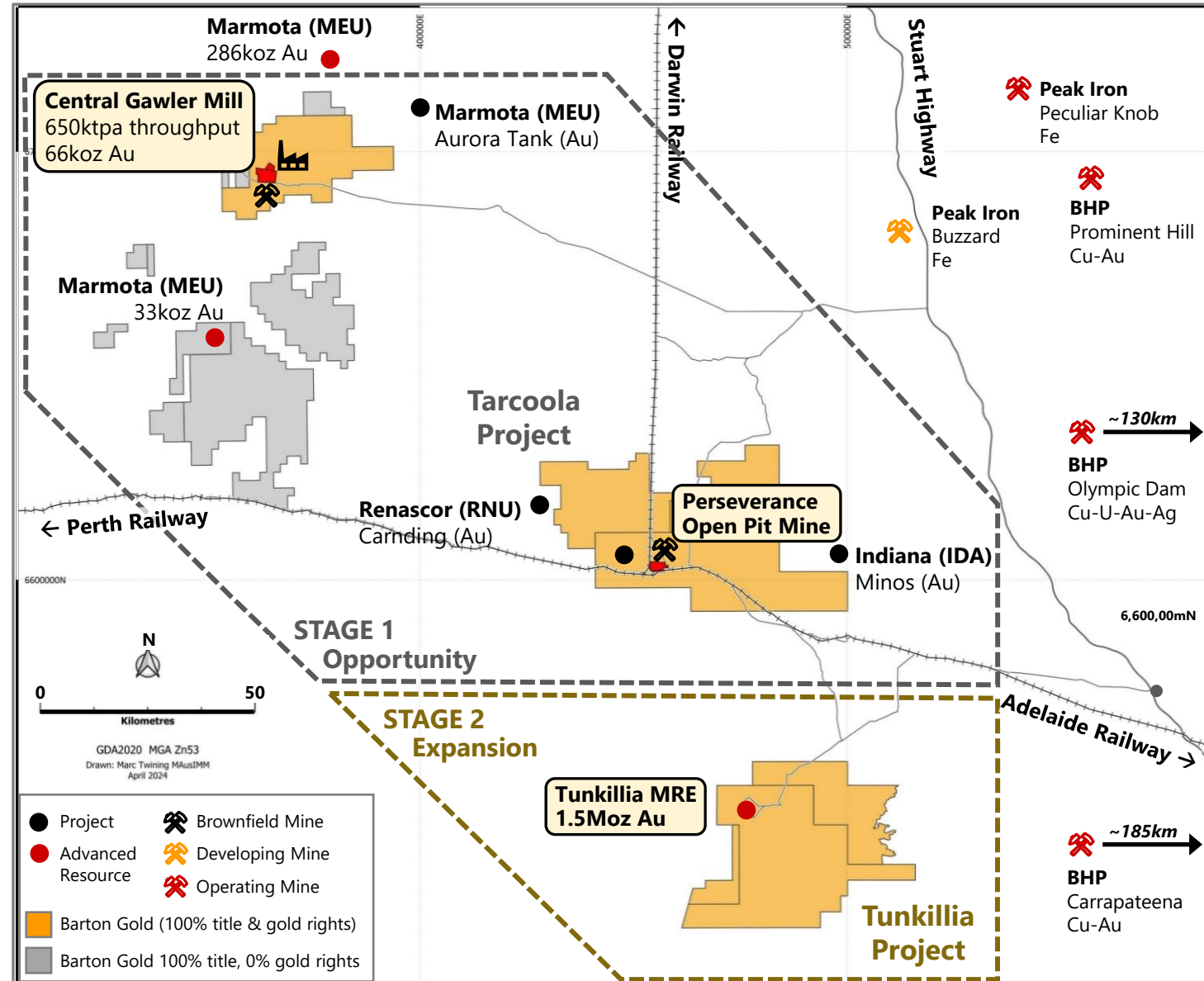


Tarcoola: high-grade neighbour

- Fully permitted MLs and mill, proven logistics and metallurgy ⁽¹⁾
- High-grade target drilling underway
- S1: Free cash → fund Tunkillia build
- S2: High-grade → feed Tunkillia blend

1 Refer to Prospectus

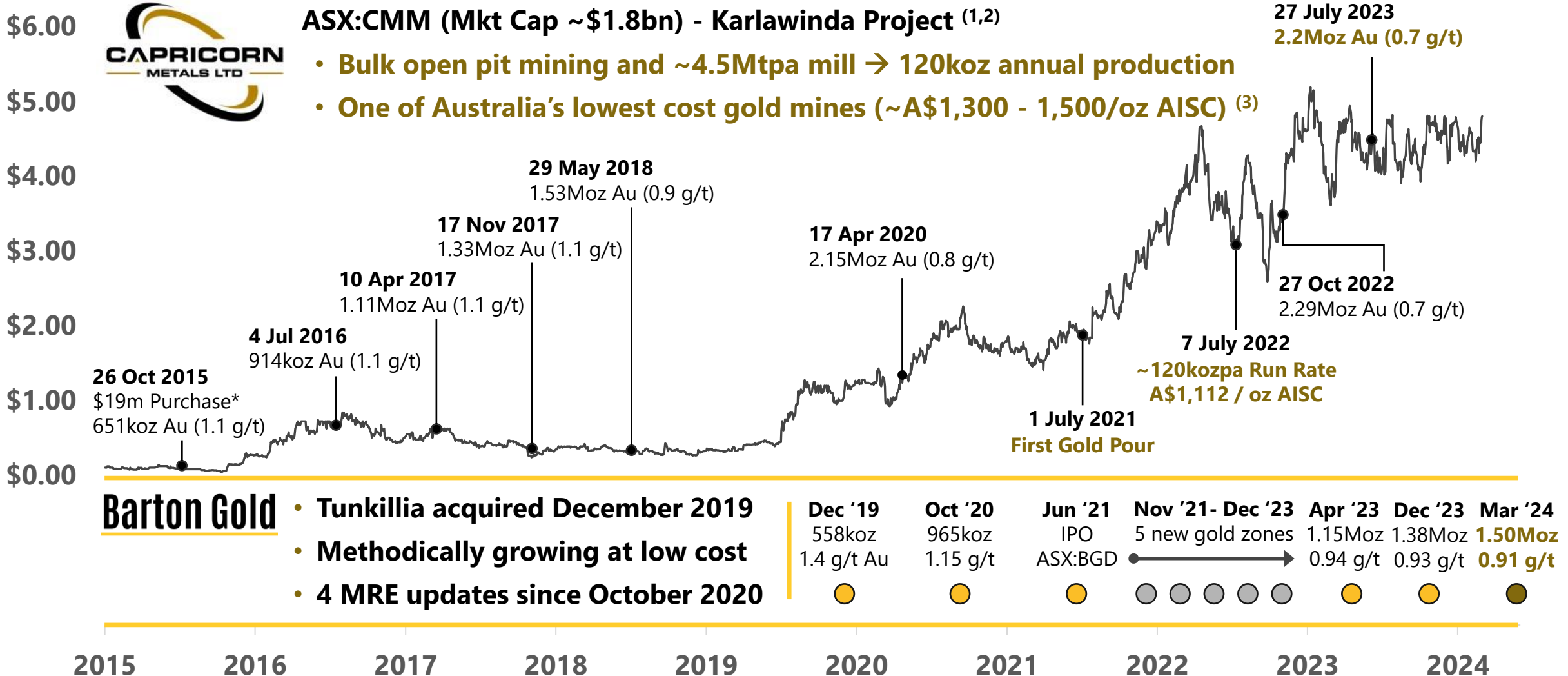
Ambition: Build ~150kozpa independent gold producer





Following the Leader

Volumetric capital and operating efficiencies are the path to lower costs and higher profits



* Based upon CMM price of \$0.11 per share (as adjusted) on 26 Oct 2015; Market Cap as at 7 Dec 2023
 1 Market data at 10 May 2024, for each event refer to BGD or CMM ASX Announcements of the same date;

2 All \$ figures are AUD; AISC = All In Sustaining Cost; figures subject to rounding
 3 Refer to CMM announcement dated 26 April 2024; based on 'gold only' production assets

Tunkillia Scale Platform



Rapidly expanding ~1.5Moz gold footprint

- Located on western / eastern margins of major shear zone
- Majority of shallow historical drilling completed during low gold price period from 1996 - 2005 (gold <US\$400/oz) ⁽¹⁾
- **5 new zones and 4 Resource upgrades since Oct 2020** ⁽²⁾
- **Efficient growth (1 year): ~530koz @ ~A\$15/oz 'all in'** ⁽³⁾



Significant upside potential, entering studies phase

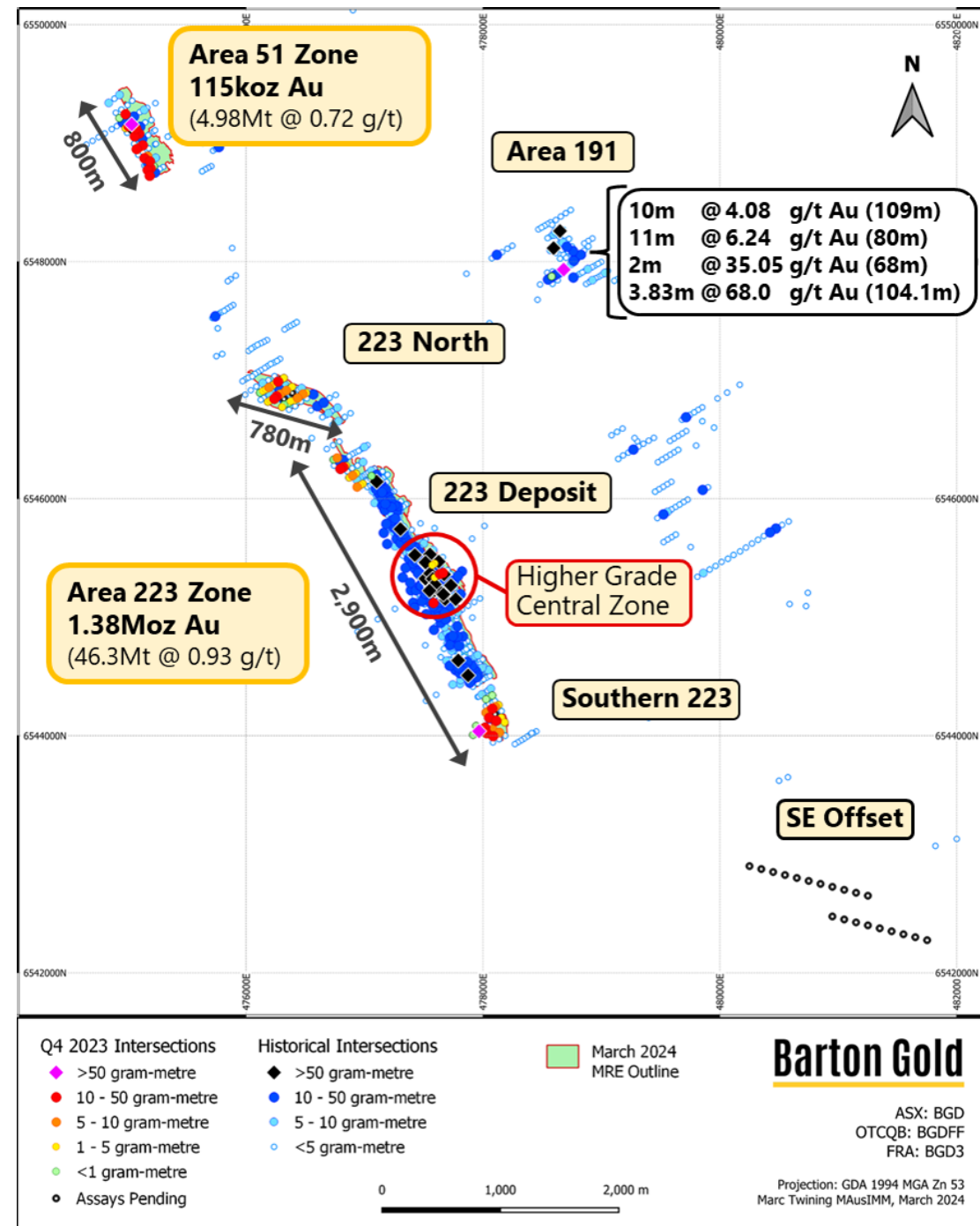
- Conservative Resource modeling with production mentality; → goal is bulk operating efficiency and reliable production
- Follow-up drilling planned for Area 191; potential high-grade upside opportunity to bulk open pit 'base case' ⁽⁴⁾
- **+20km of untested shear along strike of current 1.5Moz**
- **Scoping Studies underway for bulk open pit operations**

1 Company analysis of historical gold price and Tunkillia drilling data

2 Refer to Prospectus and ASX announcements dated 3 / 8 / 15 Nov 2021, 5 Sep 2022, 26 Apr, 15 / 21 Nov and 11 Dec 2023, & 4 Mar 2024

3 Refer to ASX announcements dated 26 Apr / 11 Dec 2023 and 4 March 2024

4 Refer to ASX announcement dated 15 February 2024




Barton Gold

ASX: BGD
OTCQB: BGDF
FRA: BGD3

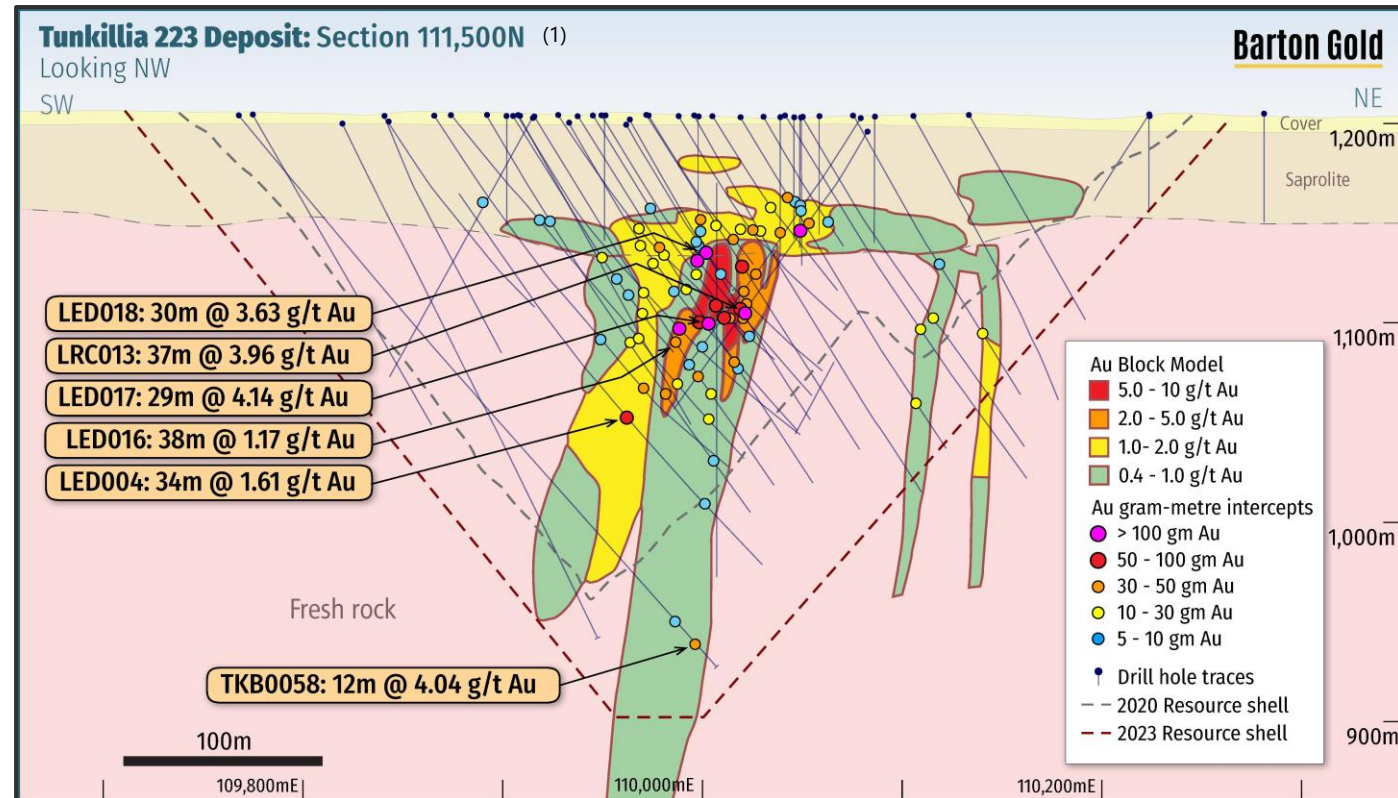
Projection: GDA 1994 MGA Zn 53
Marc Twining MAusIMM, March 2024

Tunkillia Main Deposit

Attractive characteristics with higher-grade central core and shallow supergene zone



- ~80% of MRE tonnes & ounces within 200m of surface (1)
- ~300m long high-grade core with 80m+ width (1)
- ~277koz Au in shallow (~35m deep) supergene blanket (1)



Tunkillia District Scale Potential

20km+ of untested strike
on a major shear system



District scale geology

- 'Triple point' of major geological formations ⁽¹⁾
- Kilometres-wide Kalgoorlie style shear zone ⁽²⁾
- Potential for areas of significant fluid flow



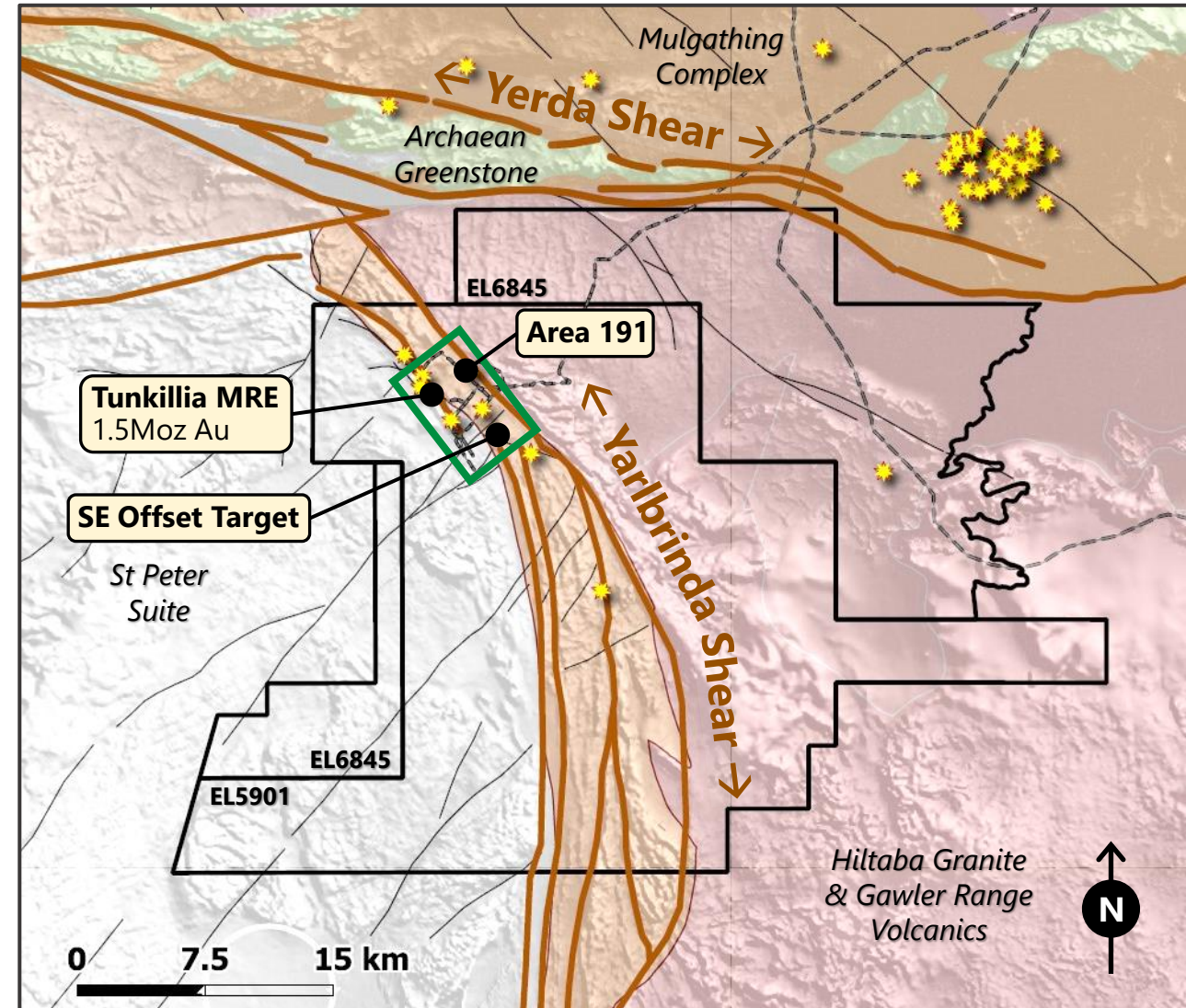
Early days: majority untested

- Current focus area only ~10% of shear margins
- More than 20km strike untested along shear



Strong exploration pipeline

- Area 191 high-grade and SE Offset zones
- **Current JORC Resources in ~5km cluster**
- **Large-scale anomalies indicated along strike**



1 Refer to ASX announcement dated 26 Apr 2023

2 Refer to Prospectus and ASX announcement dated 26 Apr 2023



Tarcoola High-Grade History

Potential high-grade 'Stage 1' feed and future 'Stage 2' blend



ML6455: the home of SA gold

- Hosted SA's 1893 gold rush (**~77koz Au @ 37.5 g/t Au from 1900 – 1955**)⁽¹⁾
- Perseverance Mine **produced ~3.8 g/t Au to Barton's Mill during 2018**⁽¹⁾



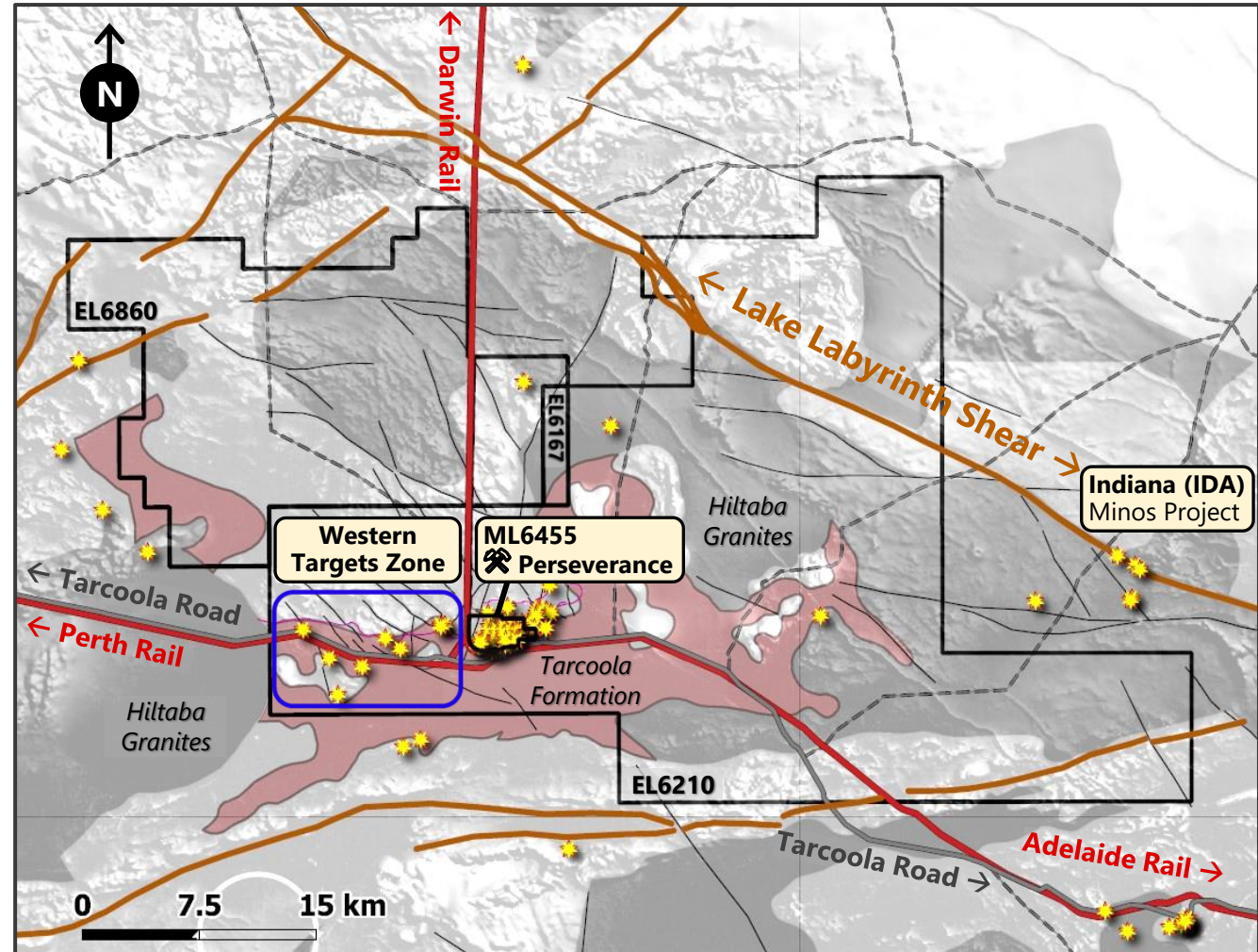
Perseverance open pit mine

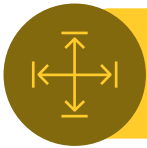
- Shallow open pit on fully permitted ML
- **Potential Stage 1 production option – lower cost / risk bridge to Stage 2**



Large scale target systems

- New structural model developed for high-grade gold in the Tarcoola Goldfield
- **High-grade target drilling underway**



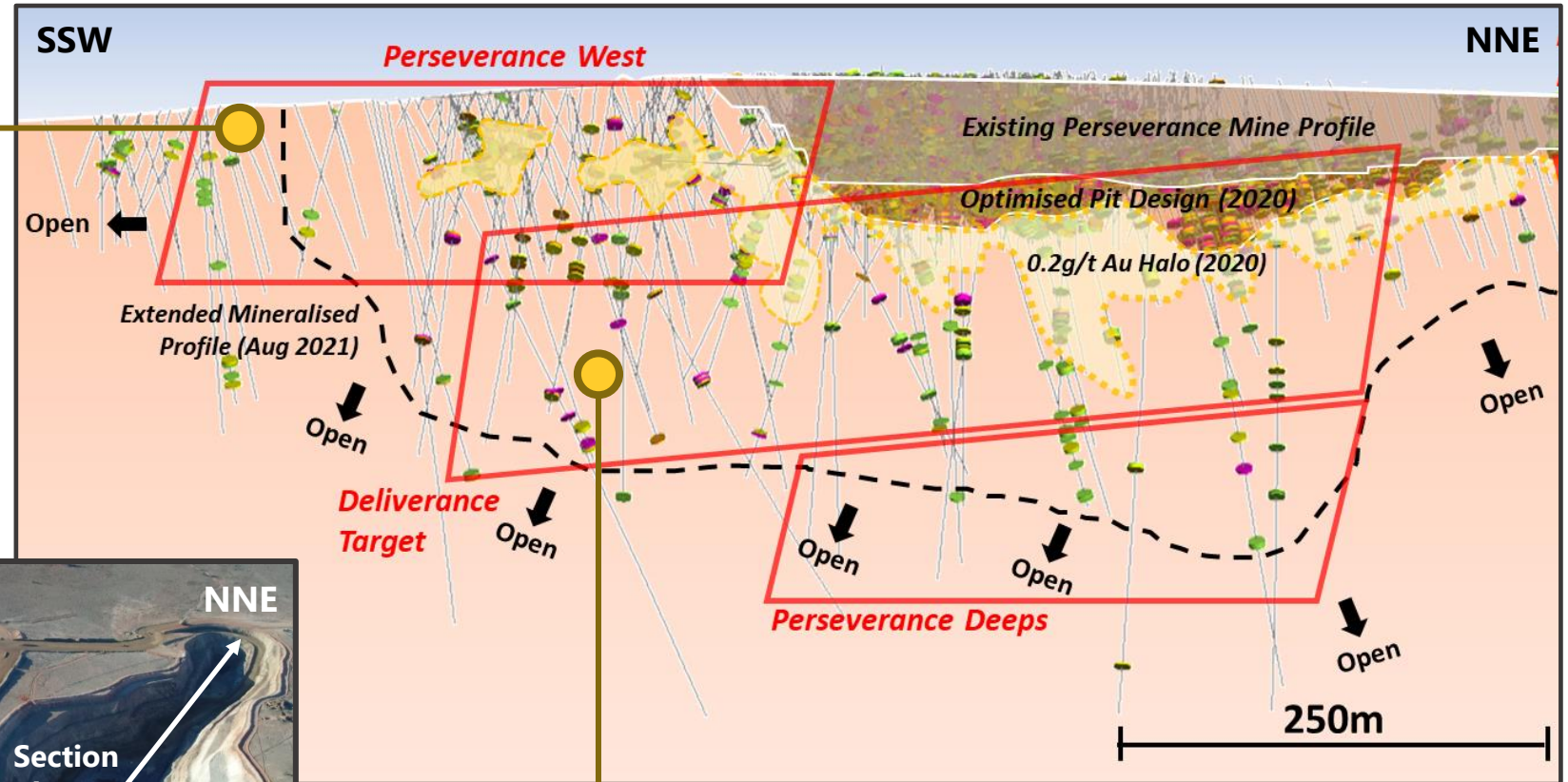


Tarcoola Perseverance Mine

Majority of intersections not yet modeled in Mineral Resources

Perseverance West (1)

- 4m @ 6.85 g/t Au from 28m
- 7m @ 9.72 g/t Au from 42m
- 5m @ 20.6 g/t Au from 59m
- 6m @ 8.76 g/t Au from 96m
- 4m @ 11.4 g/t Au from 111m
- 5m @ 48.9 g/t Au from 115m

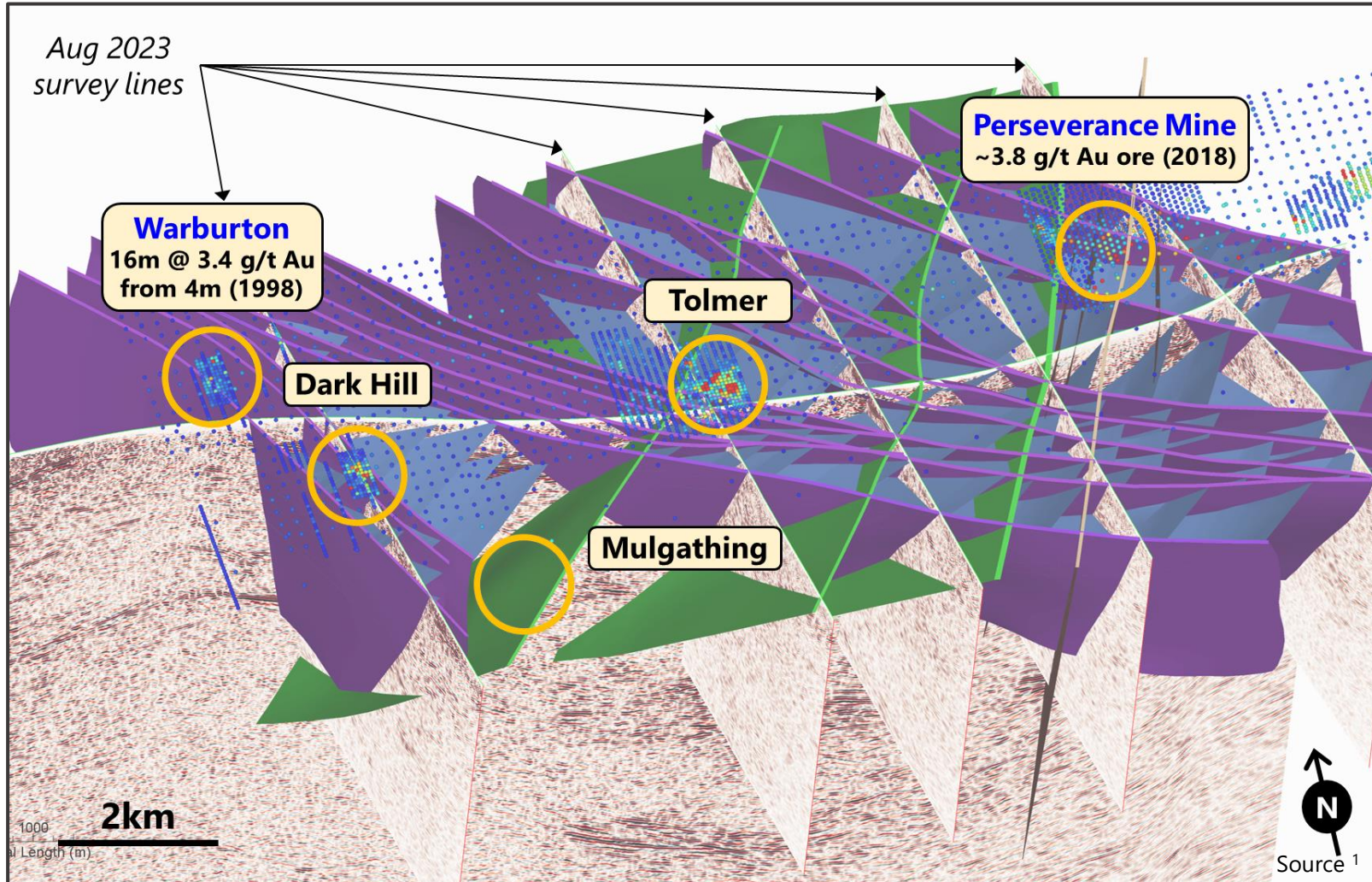


Deliverance Target (1)

- 2m @ 56.7 g/t Au from 92m
- 4m @ 11.4 g/t Au from 107m
- 4m @ 14.8 g/t Au from 138m
- 2m @ 15.1 g/t Au from 158m
- 6m @ 43.6 g/t Au from 197m
- 3m @ 33.7 g/t Au from 220m

Tarcoola Targets Unmasked

New 3D architectural model for high-grade historical goldfield



- Structures mapped across ~10km zone below historical high-grade workings ¹
- First time since discovery (1893) that known gold occurrences can be put into a consistent structural framework
- **Attractive bookends: Warburton to the west (16m @ 3.4 g/t Au) and Perseverance Mine to the east** ¹
- **Significant discovery opportunity:**
 - Identify controls on mineralisation, target untested areas under cover
 - Confirm new zones of mineralisation to crystallise BGD 'Stage 1' pathway
- **Drilling on Perseverance Mine, ML, and other priority targets underway**

¹ Refer to Prospectus and ASX announcements dated 10 Mar and 28 Nov 2023



Coming Up

Shifting to Scoping Studies and higher-grade targeting for 2024

Tunkillia | Keep building LT base

CY 2023

CY 2024

Resource growth drilling



Regional exploration drilling



Tarcoola | Accelerate Stage 1 option

New structural targeting model



High-grade targets drilling



Corporate | Keep unlocking value

Institutional Placement & SPP



Gold sales ⁽¹⁾



Mineral Resources updates



Tunkillia Scoping Study / PEA



**Ongoing focus is cost-efficient progress and continued asset monetization;
→ Barton on track to generate +\$10m additional non-dilutive cash since IPO**

1 Refer to ASX announcements dated 30 June and 20 December 2022, and 21 August 2023

2 Refer to ASX announcements dated 28 / 30 Jun, 26 Sep, 25 Oct and 11 Nov 2022, 28 Mar and 21 Aug 2023 & FY 2022 / 2023 Appendix 5Bs





Summary

Platform & performance → Value



Strategic platform with valuable existing infrastructure



Growing quickly under strong and aligned leadership



Well capitalized with clear development pathways



Multiple catalysts and frequent news



Accessible in AUD, USD and EUR on Australian, US and German markets



OTC

QB

BÖRSE
FRANKFURT



Barton Gold

Contact



Barton Gold

Level 4, 12 Gilles Street
Adelaide SA 5000

contact@bartongold.com.au

www.bartongold.com.au



Alexander Scanlon Managing Director & CEO

a.scanlon@bartongold.com.au

+61 425 226 649



Shannon Coates Company Secretary

cosec@bartongold.com.au

+61 8 9322 1587



JORC (2012) Mineral Resources

Project	Zone	Indicated			Inferred			TOTAL		
		MT	g/t Au	koz Au	MT	g/t Au	koz Au	MT	g/t Au	koz Au
Tunkillia (100%)*										
Area 223	Oxide	0.71	1.29	30	0.80	0.95	25	1.52	1.11	54
	Transitional	3.06	1.19	117	3.80	0.87	106	6.84	1.01	223
	Fresh	22.0	0.92	648	15.9	0.88	453	37.9	0.90	1,100
		25.8	0.96	794	20.5	0.88	583	46.3	0.93	1,378
Area 51	Oxide	--	--	--	0.19	0.87	5	0.19	0.87	5
	Transitional	--	--	--	1.02	0.72	24	1.02	0.72	24
	Fresh	0.93	0.87	26	2.84	0.66	60	3.77	0.71	86
		0.93	0.87	26	4.05	0.68	89	4.98	0.72	115
	Total Tunkillia	26.7	0.96	820	24.6	0.85	672	51.3	0.91	1,493
Tarcoola (100%)*										
	Perseverance Pit	0.07	1.70	4	0.07	1.10	2	0.14	1.40	6
	Low Grade Stockpile - Oxide	--	--	--	0.17	1.20	7	0.17	1.20	7
	Low Grade Stockpile - Fresh	--	--	--	0.06	1.40	3	0.06	1.40	3
	Total Tarcoola	0.07	1.70	4	0.30	1.22	12	0.37	1.31	16
Challenger (100%)*										
	Above 215 RL Fault	--	--	--	0.32	4.10	43	0.32	4.10	43
	Challenger Deeps (below 90m RL)	--	--	--	0.21	3.50	23	0.21	3.50	23
	Total Challenger	--	--	--	0.53	3.90	66	0.53	3.90	66
TOTAL		26.8	0.96	824	25.4	0.92	750	52.2	0.94	1,575

* Table shows complete JORC Mineral Resources Estimate (MRE) for each Project on a 100% basis.¹

Figures are subject to rounding, tonnages are dry-metric tonnes, and all Mineral Resources classified as 'inferred' are approximate.

Cut-off grades applied are 0.4 g/t Au (Tunkillia Area 223), 0.5 g/t Au (Tunkillia Area 51), 0.4 g/t Au (Tarcoola), 2.0 g/t Au (Challenger).

¹ Refer to Prospectus and ASX announcements dated 14 October 2021, 26 April 2023, 1 September 2023, 11 December 2023, and 4 March 2024 for further details of Barton's JORC (2012) Mineral Resources inventory



Competent Persons Statements

The information relating to Exploration Results and Mineral Resources in this presentation is extracted from the Company's Prospectus dated 14 May 2021 (Prospectus) and Barton ASX announcements as cross-referenced in the body of this presentation. A copy of the Prospectus is available for download at www.bartongold.com.au or www.asx.com.au. Following publication of the Prospectus, the Company published details of updated Mineral Resource Estimates (including in respect of the Company's attributable ownership where a project is not wholly owned) on 14 October 2021 and 1 September 2023 (for the Western Gawler Craton Joint Venture Project) and 26 April 2023, 11 December 2023 and 4 March 2024 (for the Tunkillia Project). The Company confirms that the form and context in which the applicable Competent Persons' findings are presented have not been materially modified from the relevant market announcement. The Company confirms that it is not aware of any new information or data that materially affects the Exploration Results and Mineral Resource information included in previous announcements and, in the case of estimates of Mineral Resources, that all material assumptions and technical parameters underpinning the estimates in the previous announcements continue to apply and have not materially changed.

Competent Persons (Tarcoola)

The information in this presentation that relates to the estimate of Mineral Resources for the Tarcoola Gold Project is based upon, and fairly represents, information and supporting documentation compiled by Dr Andrew Fowler MAusIMM CP (Geo). Dr Fowler is an employee of Mining Plus Pty Ltd and has acted as an independent consultant on Barton Gold's Tarcoola Gold Project, South Australia. Dr Fowler is a Member of the Australian Institute of Mining and Metallurgy (AusIMM) and has sufficient experience with the style of mineralisation, the deposit type under consideration and to the activity being undertaken, to qualify as a Competent Person as defined in the 2012 Edition of the "Australasian Code for Reporting of Exploration Results, Mineral Resources and Ore Reserves" (The JORC Code).

The information in this presentation that relates to Exploration Results for the Tarcoola Gold Project prior to 15 Nov 2021 (including drilling, sampling, geophysical surveys and geological interpretation) is based upon, and fairly represents, information and supporting documentation compiled by Mr Colin Skidmore BSc Hons (Geology) MAppSc. Mr Skidmore is an employee of Mining Plus Pty Ltd and has acted as an independent consultant on Barton Gold's Tarcoola Gold Project, South Australia. Mr Skidmore is a Member of the Australian Institute of Geoscientists (AIG Member 05415)) and has sufficient experience with the style of mineralisation, the deposit type under consideration and to the activity being undertaken, to qualify as a Competent Person as defined in the 2012 Edition of the "Australasian Code for Reporting of Exploration Results, Mineral Resources and Ore Reserves" (The JORC Code).

The information in this announcement that relates to new Exploration Results for the Tarcoola Gold Project after 15 Nov 2021 (including drilling, sampling, geophysical surveys and geological interpretation) is based upon, and fairly represents, information and supporting documentation compiled by Mr Marc Twining BSc Hons (Geology). Mr Twining is a full-time employee of Barton Gold Holdings Ltd, and is a Member of the Australasian Institute of Mining & Metallurgy (AusIMM Member 112811) and has sufficient experience with the style of mineralisation, the deposit types under consideration and to the activity being undertaken, to qualify as a Competent Person as defined in the 2012 Edition of the "Australasian Code for Reporting of Exploration Results, Mineral Resources and Ore Reserves" (The JORC Code).

Competent Person (Tunkillia)

The information in this presentation that relates to the estimate of Mineral Resources for the Tunkillia Gold Project (including drilling, sampling, geophysical surveys and geological interpretation) is based upon, and fairly represents, information and supporting documentation compiled by Mr Ian Taylor BSc (Hons). Mr Taylor is an employee of Mining Associates Pty Ltd and has acted as an independent consultant on Barton Gold's Tunkillia Gold Project, South Australia. Mr Taylor is a Fellow and certified Professional of the Australian Institute of Mining and Metallurgy (110090) and has sufficient experience with the style of mineralisation, the deposit type under consideration and to the activity being undertaken, to qualify as a Competent Person as defined in the 2012 Edition of the "Australasian Code for Reporting of Exploration Results, Mineral Resources and Ore Reserves" (The JORC Code).

The information in this presentation that relates to Exploration Results for the Tunkillia Gold Project prior to 15 Nov 2021 (including drilling, sampling, geophysical surveys and geological interpretation) is based upon, and fairly represents, information and supporting documentation compiled by Mr Colin Skidmore BSc Hons (Geology) MAppSc. Mr Skidmore is an employee of Mining Plus Pty Ltd and has acted as an independent consultant on Barton Gold's Tunkillia Gold Project, South Australia. Mr Skidmore is a Member of the Australian Institute of Geoscientists (AIG Member 05415)) and has sufficient experience with the style of mineralisation, the deposit type under consideration and to the activity being undertaken, to qualify as a Competent Person as defined in the 2012 Edition of the "Australasian Code for Reporting of Exploration Results, Mineral Resources and Ore Reserves" (The JORC Code).

The information in this announcement that relates to new Exploration Results for the Tunkillia Gold Project after 15 Nov 2021 (including drilling, sampling, geophysical surveys and geological interpretation) is based upon, and fairly represents, information and supporting documentation compiled by Mr Marc Twining BSc Hons (Geology). Mr Twining is a full-time employee of Barton Gold Holdings Ltd, and is a Member of the Australasian Institute of Mining & Metallurgy (AusIMM Member 112811) and has sufficient experience with the style of mineralisation, the deposit types under consideration and to the activity being undertaken, to qualify as a Competent Person as defined in the 2012 Edition of the "Australasian Code for Reporting of Exploration Results, Mineral Resources and Ore Reserves" (The JORC Code).

Competent Person (Challenger)

The information in this presentation that relates to the estimate of Mineral Resources for the Challenger Mine is based upon, and fairly represents, information and supporting documentation compiled by Mr Dale Sims, a Competent Person, who is a Chartered Professional Fellow of the Australasian Institute of Mining and Metallurgy (AusIMM) and a Member of the Australian Institute of Geoscientists (AIG). Mr Sims is the principal of Dale Sims Consulting Pty Ltd and an independent consultant engaged by Barton Gold for this work and has sufficient experience that is relevant to the style of mineralisation and type of deposit under consideration and to the activity being undertaken to qualify as a Competent Person as defined in the 2012 edition of the "Australasian Code for Reporting of Exploration Results, Mineral Resources and Ore Reserves" (The JORC Code).